

CSA70是贴片式通信线路用浪涌吸收器。采用本公司历经多年研发的微隙方式，实现了优异的浪涌响应特性和0.6pF以下的低静电容量。本产品结构小巧，浪涌耐受达2,000A(8/20 μs)。其中400V的产品符合ADSL POTS*分路器用规格：ITU-T(国际电信联盟-试验规格)K.20或K.21的Basic Test Condition(基本试验条件)。

CSA70 is a chip type surge absorber for protecting communication networks. Through our long history of developing microgap products, we have been able to realize a product with excellent surge protection characteristics and low capacitance of less than 0.6pF. Even with its small package design, it is easily able to withstand 2,000A (8/20 μs) surges. Meets the standard for ADSL POTS* splitters, in accordance with ITU-T (International Telecommunication Union test standard) K.20 and K.21 Basic Test Conditions. *POTS : Plain Old Telephone Service

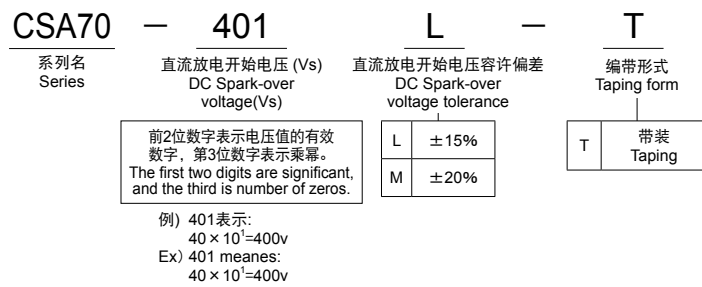
特点

- 使用4032形状的小型贴片，适合自动插装、流动及回流焊接
- 采用微隙方式，具有优异的浪涌响应效果
- 0.6pF以下的低静电容量，不会阻碍兆级的高速通信信号
- 100MΩ以上的高绝缘阻抗特性
- 端子电极采用镀锡，是完全无铅产品
- 已获得UL497B认证
- 使用温度范围(一般规格)：-40 ~ 125℃
- 保存温度范围(一般规格)：-40 ~ 125℃

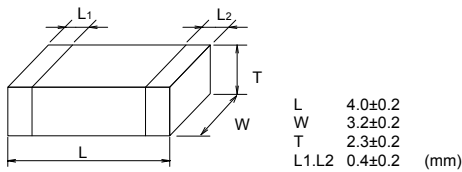
Features

- Standard small chip package (EIA 1612, height 2.3+/-0.2mm), for use with standard place and reflow solder equipment.
- Superior surge response characteristics from microgap technology.
- Low capacitance of less than 0.6pF means no appreciable attenuation on high-speed, megabit class communication signals.
- High insulation resistance of over 100Mohm.
- Use tin plated electrodes and are completely lead free.
- This series are recognized under UL 497B.
- Operating temperature limit : -40 ~ 125°C
- Storage Temperature Range : -40 ~ 125°C

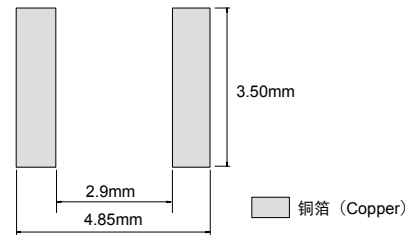
型号构成 Part number system



形状·尺寸 Dimensions



推荐焊盘布局 Recommended Land Pattern



特性 Characteristics

型号 Part number	直流放电开始电压 DC spark-over voltage Vs	绝缘阻抗 Insulation resistance IR		静电容量 Electrostatic capacitance 1kHz-6V max C	浪涌耐量 Surge current capacity 8/20 μs	浪涌寿命 Surge life test	UL规格认证产品 UL recognized
		≥ 100MΩ	DC100V				UL 497B File No. E175280
CSA70-301L	300V (255~345)		≥ 100MΩ	DC100V	≤ 0.6pF	2,000A	8/20 μs-50A 300 times
CSA70-401L	400V (340~460)	DC250V		○			
CSA70-601M	600V (480~720)	DC250V		○			

1) : 安全标准认定条件可能会被修订。关于最新的认定状况，请确认各标准的主页。

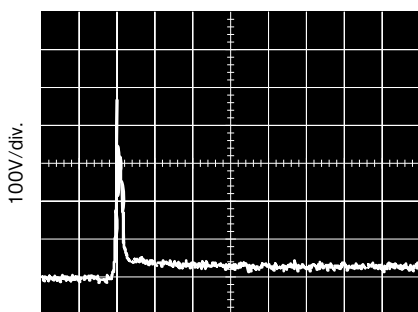
: Safety standard certification conditions may be revised. Would you confirm the web site of each standard about the latest information.

浪涌响应特性(参考值) Surge Response Characteristics (Reference)

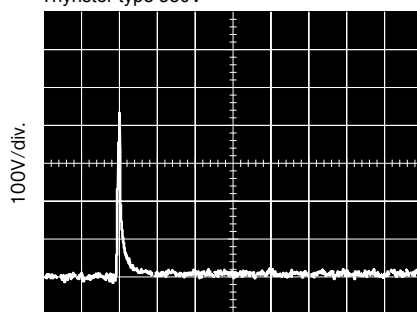
对10/700 μs 4kV浪涌的响应波形

Response waveform against 10/700 μs 4kV

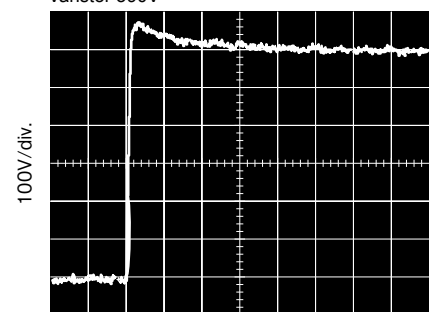
CSA70-401L



可控硅型
Thyristor type 350V

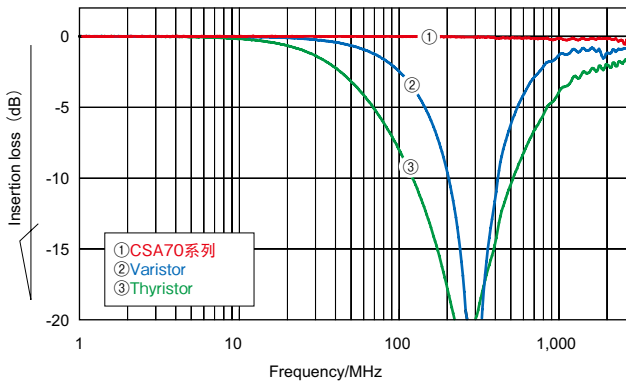


压敏电阻
Varistor 390V





■插入损失特性(参考值) Insertion loss properties (Reference)



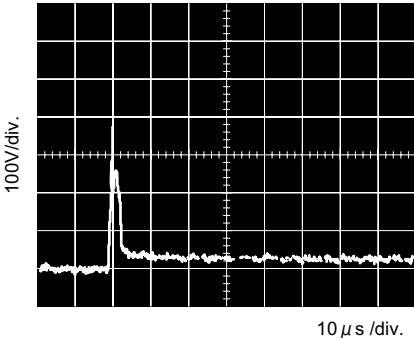
如左图所示, CSA70系列具有0.6pF以下的低静电容量, 因此不会阻碍兆位级的高速通信信号。

As can be seen in the figure on the left, the CSA70 series can be used on megabit class lines without in bibiting the high-speed signals due to a low capacitance of less than 0.6pF.

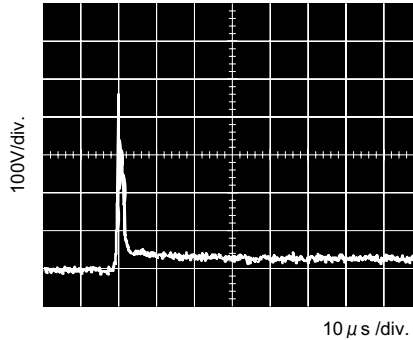
■CSA70-401L的ITU-T K.20或K.21的基本试验条件 (参考)

浪涌试验: 10/700 μ s 1.5kV/4kV(25 Ω) \pm 5次
Surge Test

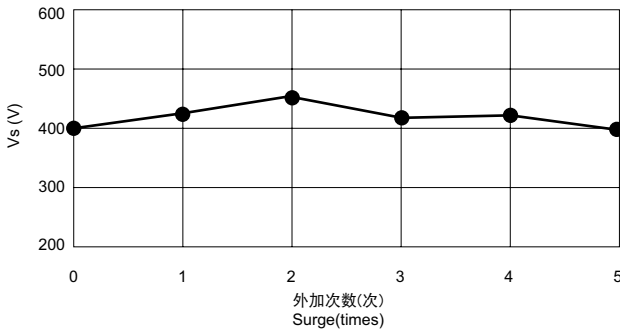
响应波形 Response waveform
10/700 μ s 1.5kV



响应波形 Response waveform
10/700 μ s 4kV



AC感应试验: AC600V(600 Ω)1s 5次
Power induction Test



如左图所示, 在本试验中, CSA70-401L的放电开始电压未下降。同时, 绝缘阻抗、静电容量也未变化。

As seen in the figure on the left, through out the test, the breakdown voltage never decreases, Furthermore, there is no charge in the insulation resistance or capacitance of the part.

AC交叉试验: AC230V(10~1000 Ω)15min.
Power cross Test

但外加AC230V时, CSA70-401L未响应。
However, AC230V is too low for CSA70-401L to react.

如上所示, CSA70-401L符合ADSL POTS*分路器用规格: ITU-T(国际电信联盟 试验规格)K.20或K.21的Basic Test Condition(基本试验条件)。

As mentioned above, CSA70-401L correspond to ITU-T (International / Telecommunication Union Test Standard) K.20 or K.21 Basic Test Conditions for the ADSL POTS* splitter standard

■焊接条件请参见第94页。 Please refer to page 94 for soldering conditions.